



QUR'AN

Grade-PKG & KG Curriculum

ABSTRACT

For everything we do someone teaches us how to. Allah (swt) in his infinite Mercy has given us a “user guide for living our life” in the shape of the Qur’an. It is now our responsibility to read, understand and adopt these divine principals to, first become one people (Ummah) and then to become one with Him without difficulty when he calls us back unto Him. This curriculum endeavors to break the Qur’an learning process into small steps that can easily be mastered.

Sohail Qasim, Principal

Sunday Madrassa – PKG & KG Grade Qur’an Curriculum

Table of Contents

Books – Grades JKG & KG	2
Junior Kindergarten	2
Kindergarten	2
Semester-I & II	2
Alphabet.....	3
Qur’an Reading:.....	3
Makharij.....	4
Qur’an Reading:.....	4
Practice.....	6
Qur’an Reading:.....	6
Harakah.....	6
Qur’an Reading:.....	6
Dua:.....	6
Practice.....	6
Qur’an Reading:.....	6
Kalimah	7
Surah:.....	8
Salah:.....	9
Dua:.....	10

Books – Grades JKG & KG

Junior Kindergarten

I am a Muslim - Binder A Learning Guide for Young Ones

I am a Muslim – Binder for Short Surah and Dua

Arabic Letters Activity Book

Halal and Haram

Kindergarten

Islamic Studies: Level KG

My Book of Surah, Dua and Kalima - Binder

Al-Quran Work Sheets - Binder

Our Religion is Islam Coloring Book

Semester-I & II

Sunday Madrassa – PKG & KG Grade Qur'an Curriculum

Alphabet

Qur'an Reading:

1. Explain how we make wudu
2. Learn to **recognize and read** Arabic letters from page-2 of the Learn How to Read Al-Qur'an

أ ب ت ث ج ح خ
خ د ذ ر ز س ش ص ض ط ظ ع غ
ف ق ك ل م ن ه و ي



Sunday Madrassa – PKG & KG Grade Qur'an Curriculum

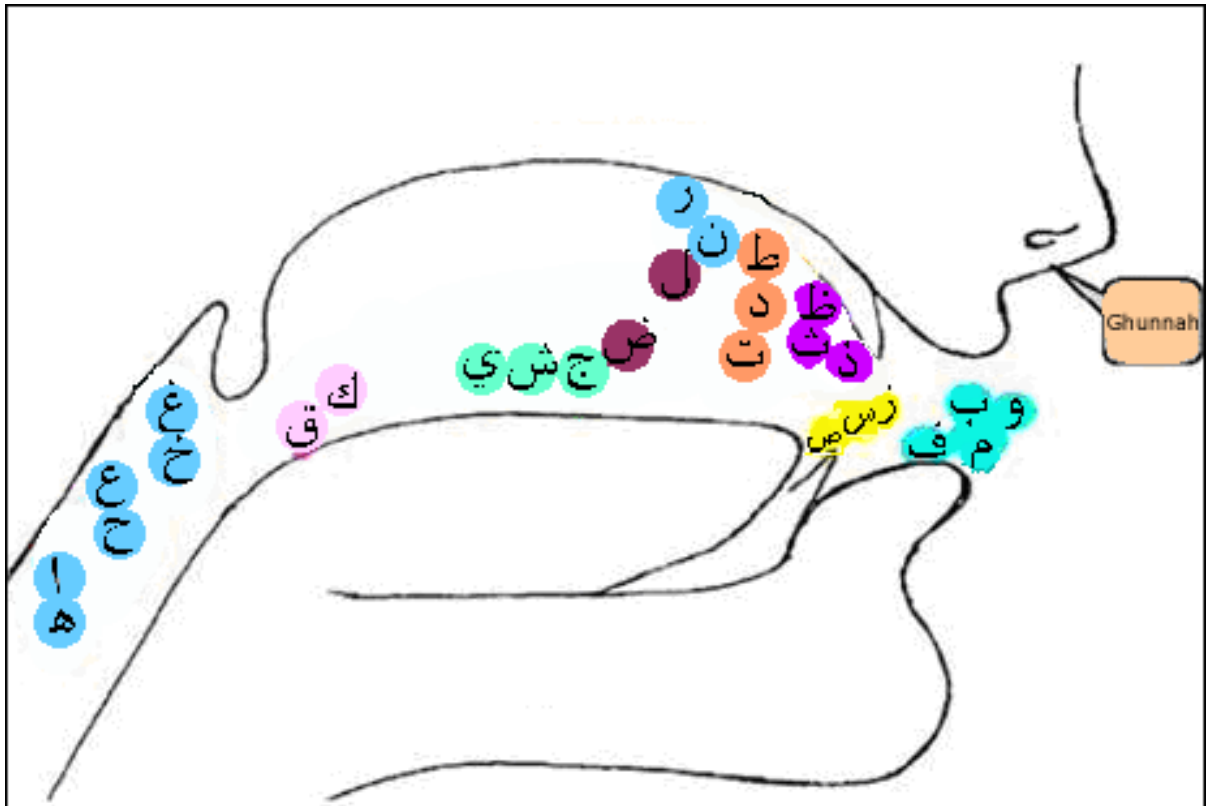
Makharij

Qur'an Reading:

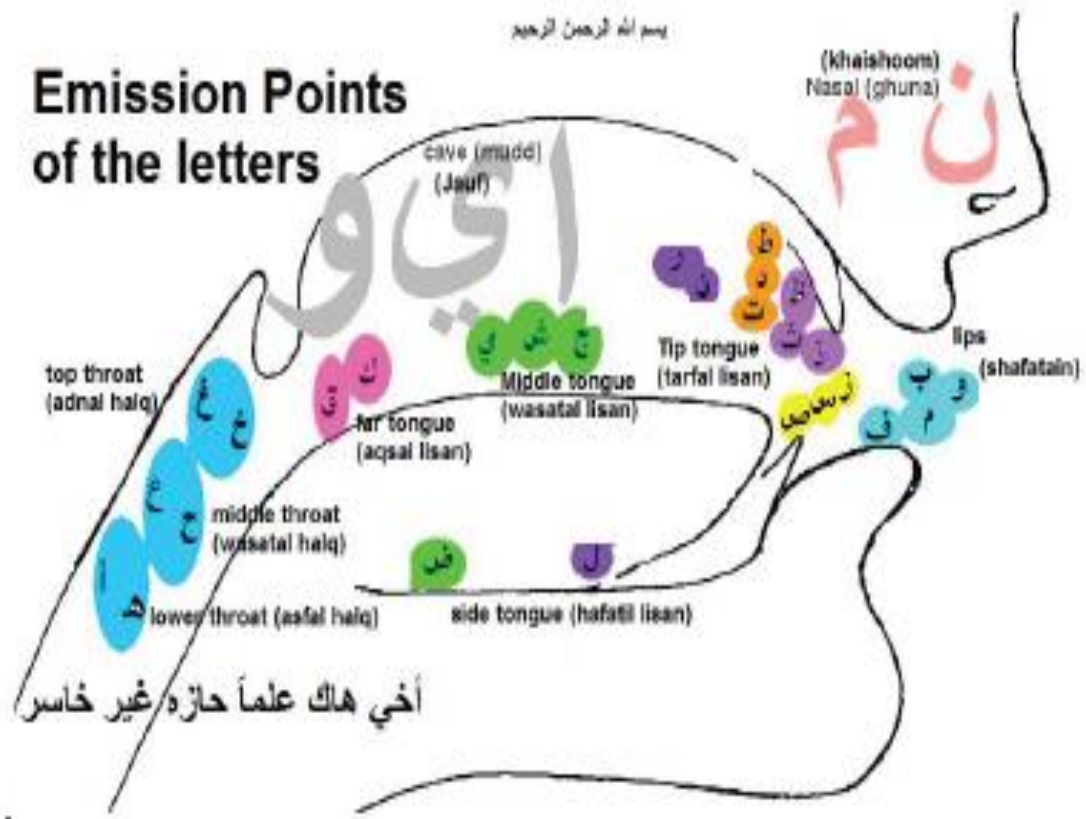

1. **Review** reading and writing of Arabic letters from page-2 of the Learn How to Read Al-Qur'an

أ ب ت ث ج ح خ
د ذ ر ز س ش ص ض ط ظ
ع غ ف ق ك ل م ن ه و ي

2. **Learn and practice** the emission points for these letters in your mouth from the Learn How to Read Al-Qur'an



Sunday Madrassa – PKG & KG Grade Qur'an Curriculum



Sunday Madrassa – PKG & KG Grade Qur'an Curriculum

Practice

Qur'an Reading:

1. Practice Arabic letters with pronunciation using points of emission
2. Practice writing Arabic letters.

Harakah

Qur'an Reading:

1. **Learn** harakah or short vowels
 - a. Fat-hah “ َ ” page-3 (to 8) from the Learn How to Read Al-Qur'an
“ ”
 - b. Kasra “ ِ ” page-12 (to 16) from the Learn How to Read Al-Qur'an
 - c. Dhamma “ ُ ” page-17 (to 20) from the Learn How to Read Al-Qur'an
2. Look in the book How to Read Al Qur'an and read words with harakah

Dua:

Learn duas before and after eating

Practice

Qur'an Reading:

1. **Review** harakah or short vowels
 - a. Fat-hah “ َ ” page-3 (to 8) from the Learn How to Read Al-Qur'an
“ ”
 - b. Kasra “ ِ ” page-12 (to 16) from the Learn How to Read Al-Qur'an
 - c. Dhamma “ ُ ” page-17 (to 20) from the Learn How to Read Al-Qur'an

Kalimah

1. Kalimah Tayyibah

لَا إِلَهَ إِلَّا اللَّهُ مُحَمَّدٌ رَّسُولُ اللَّهِ

There is no God besides Allah ﷻ; Hadhrat Muhammad j is the messenger of Allah ﷻ.

2. Kalimah shahadah

أَشْهَدُ أَنْ لَا إِلَهَ إِلَّا اللَّهُ وَأَشْهَدُ أَنَّ
مُحَمَّدًا عَبْدُهُ وَرَسُولُهُ

I bear witness that there is no God besides Allah ﷻ and I bear witness that Hadhrat Muhammad j is His servant and messenger.

3. Kalimah Tamjid

سُبْحَانَ اللَّهِ وَالْحَمْدُ لِلَّهِ وَلَا إِلَهَ إِلَّا اللَّهُ وَاللَّهُ
أَكْبَرُ وَلَا حَوْلَ وَلَا قُوَّةَ إِلَّا بِاللَّهِ الْعَلِيِّ الْعَظِيمِ

Glory be to Allah ﷻ and all praise be to Allah ﷻ. There is no God besides Allah ﷻ. And, Allah ﷻ is the Greatest. There is no power and might except from Allah ﷻ, The Most High, The Great.

Sunday Madrassa – PKG & KG Grade Qur'an Curriculum

Surah:

1. Read AL Fatiha as a group
2. Note how many Ayaah in Surah Al Fatiha which is 7 Ayaah
3. Explain the meaning of each Ayaah

Verse	Text	Translation
1.1	بِسْمِ اللَّهِ الرَّحْمَنِ الرَّحِيمِ	In the name of God, the Entirely Merciful, the Especially Merciful.
1.2	الْحَمْدُ لِلَّهِ رَبِّ الْعَالَمِينَ	[All] praise is [due] to God, Lord of the worlds -
1.3	الرَّحْمَنِ الرَّحِيمِ	The Entirely Merciful, the Especially Merciful,
1.4	مَالِكِ يَوْمِ الدِّينِ	Sovereign of the Day of Recompense.
1.5	إِيَّاكَ نَعْبُدُ وَإِيَّاكَ نَسْتَعِينُ	It is You we worship and You we ask for help.
1.6	اهْدِنَا الصِّرَاطَ الْمُسْتَقِيمَ	Guide us to the straight path -
1.7	صِرَاطَ الَّذِينَ أَنْعَمْتَ عَلَيْهِمْ غَيْرِ الْمَغْضُوبِ عَلَيْهِمْ وَلَا الضَّالِّينَ	The path of those upon whom You have bestowed favor, not of those who have evoked [Your] anger or of those who are astray.

2. Learn Surah al Ikhlas with translation (recite with students following)

Verses	Translation	Text
	In the Name of Allah, the Beneficent, the Merciful	بِسْمِ اللَّهِ الرَّحْمَنِ الرَّحِيمِ
112.1	Say: He, Allah, is One	قُلْ هُوَ اللَّهُ أَحَدٌ
112.2	Allah, the Eternal	اللَّهُ الصَّمَدُ
112.3	He begets not, nor is He begotten	لَمْ يَلِدْ وَلَمْ يُولَدْ
112.4	And there is none like unto Him	وَلَمْ يَكُنْ لَهُ كُفُوًا أَحَدٌ

3. Introduce Surah Al Kawthar and explain meaning and translation

Verses	Translation	Text
	In the Name of Allah, the Beneficent, the Merciful	بِسْمِ اللَّهِ الرَّحْمَنِ الرَّحِيمِ
108.1	To thee have We granted the Fount (of Abundance)	إِنَّا أَنْعَمْنَا عَلَيْكَ الْكَوْثَرَ
108.2	Therefore, to thy Lord turn in Prayer and Sacrifice	فَصَلِّ لِرَبِّكَ وَأَنْحَرْقِ
108.3	Indeed, your enemy is the one cut off (from hope)	إِنَّ شَانِئَكَ هُوَ الْأَبْتَرُ

Sunday Madrassa – PKG & KG Grade Qur'an Curriculum

Salah:

1. Learn what are the different kind of Salah
 - a. Salah Al Fard
 - b. Salah Al Sunnah
 - c. Salah Al Nafil
 - d. Salah Al Witr
 - e. Salah Al Qasr
 - f. Salah Al Jummah
 - g. Salah Al Eid
 - h. Salah Al Taraweeh
 - i. Salah Al Janazzah

2. Introduce prayer breakup

	Fajr	Zohr	Asr	Maghrib	Isha
Sunnah before	2	4	4	-	4
Fard	2	4	4	3	4
Sunnah after	-	2	-	2	2
Nafil	-	2	-	2	2
Witr	-	-	-	-	3
Total Raka'at	4	12	8	7	15

Sunday Madrassa – PKG & KG Grade Qur'an Curriculum

Dua:

1. Learn duas before eating (recite with students following)

بِسْمِ اللَّهِ وَعَلَى بَرَكَاتِهِ

"In the name of Allah and with the blessings of Allah I begin (eating)".

Short form: بِسْمِ اللَّهِ

2. Recite duas after eating (recite with students following)

الْحَمْدُ لِلَّهِ الَّذِي أَطْعَمَنَا وَسَقَانَا وَجَعَلَنَا مِنَ الْمُسْلِمِينَ

"All praise belongs to Allah, who fed us and quenched our thirst and made us Muslims".

Short form: الْحَمْدُ لِلَّهِ

1. Learn dua FOR

- a. Entering the bathroom – with LEFT FOOT FIRST

اللَّهُمَّ إِنِّي أَعُوذُ بِكَ مِنَ الْخُبْثِ وَالْخَبَائِثِ

O Allah ﷻ, I seek Your protection from the male and female Devil.

- b. Leaving the bathroom – with RIGHT FOOT FIRST

غُفْرَانَكَ

I seek Your pardon.]